

2021 ANNUAL REPORT



Serving the communities of...
Hudson, Keenesburg,
Lochbuie, and Roggen

Weld County
School District Re-3J
BELIEVE, ACHIEVE, SUCCEED

OUR STUDENTS

2,569

Total students enrolled

2,392 177

District Charter

728

Online
Innovations

1,133

Students on
free/reduced
lunch

514

Students with
limited English
proficiency

254

Students served
through special
education

1,052

Students
transported by
district busing
services

DEMOGRAPHICS

52%

White

44%

Hispanic

4%


Other

WELD RE-3J

1101 4th Avenue
PO Box 1022
Hudson, CO 80642

303.536.2000

www.re3j.com
feedback@re3j.com



Our Mission

Creating opportunities for student success through a safe learning environment, engaging instruction, diverse activities, and a supportive community.

The Board of Education and district leadership engaged in nearly a two-year long process of community engagement to identify district needs and priorities. This outreach and data collection process resulted in the Board's adoption of a new 5-7 year Strategic Plan in December of 2020.

Broad District Directions are the cornerstone for priorities of each school within the district. The district has prioritized achievement in math and English Language Arts through rigorous curriculum development and instructional improvement. Safety and well-being, including mental health supports, is another student-focused priority within the plan. Results-focused priorities include preparing all students for postsecondary readiness by developing meaningful career pathways at the secondary level and increasing graduation rates for all students. Teacher development and retention is a major cornerstone within the plan which recognizes the strong correlation between teacher quality and student success.

Annually, each school develops action goals aimed at reaching each of the long-term District Directions. The full [Strategic Plan](#) can be found on the district's website.

OVERARCHING STRATEGIC DIRECTIONS

GROWTH & ACHIEVEMENT

SAFETY & MENTAL HEALTH

QUALITY STAFF

STUDENT SUCCESS

POST-SECONDARY READINESS



In 2020, the residents of Re-3J voted for extending the Mill Levy Override to ensure student success now and into the future!

District Administration

Greg Rabenhorst, Ed.D.
Superintendent of Schools

Judith Orbanosky
Executive Director of Curriculum & Accountability

Jenny Wakeman
Executive Director of Instructional Support

Rebecca Langlois
Director of Student Readiness & Special Education

Board of Education



Cindy Baumgartner
President, Director District C

Cindy has served on the Board since November 2013 and was elected President in 2019.



Bryan Haffner
Vice President, Director District D
Bryan has served several terms with the Board of Education since his appointment in 2011.



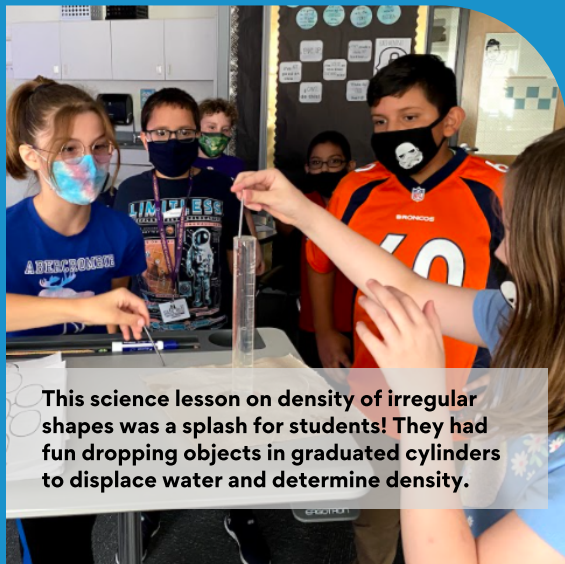
Fred Jensen
Secretary, Director District B
Fred was first elected to the Board in 2012.



Deb Gustafson
Treasurer, Director District E
Deb has served on the Board since November 2009.

STRATEGIC GOALS IN ACTION

OUTSTANDING STUDENTS



This science lesson on density of irregular shapes was a splash for students! They had fun dropping objects in graduated cylinders to displace water and determine density.

93.5%

2020 four year graduation rate

94.8%

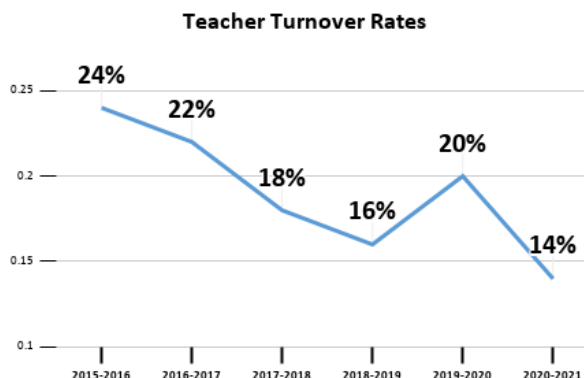
2020 completion rate

- Graduation rates realized a dramatic increase from 2019 soaring past the state percentages.
- The average Re-3J graduation rate since 2017 is **82.9%** compared to the average state rate in the same time period at **80.7%**.
- Due to COVID-19, state assessments were suspended for the 2020 school year.
- In response to parent requests, the district implemented a district-wide online program to students in grades K-12 called Innovations.



OUTSTANDING STAFF

Teacher quality is one of the strongest predictors of student achievement which makes the retention of quality teachers of critical importance. A strategic goal addressing teacher retention has been actively addressed for several years and is a significant part of the district's priorities in the Mill Levy Override. Competitive salary is a factor contributing to retention, and for the second year in a row, the district has exceeded a target of being 5th in starting salary when compared to a select group of regional school districts. Another contributing factor to teacher retention is job satisfaction. The district boasts an over 80% job satisfaction rate among all district staff. The district also features staff throughout the year through the Outstanding Employee Recognition Program, and staff receive many accolades from community members through a Kudos Campaign.



"We strive to give students a hands-on experience in learning to make a topic engaging for them! It's so much more meaningful than using a worksheet."

-Christina Keller,
Teacher at Lochbuie Elementary



A socially-distanced Outstanding Employee Awards Ceremony between Hudson 3rd Grade teacher, Jena Graham, and Superintendent Greg Rabenhorst

182 licensed staff

131 classified staff

14 licensed administrators

25 online teachers

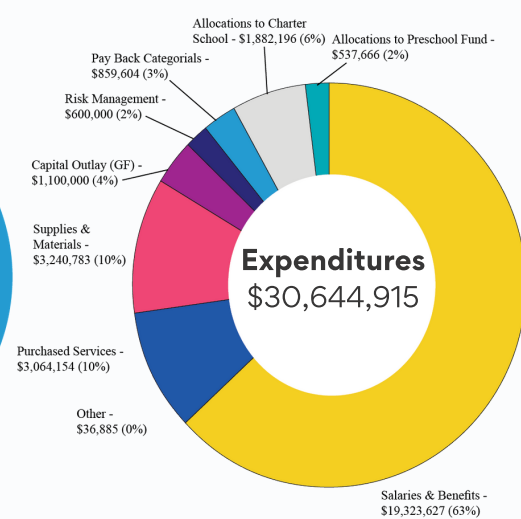
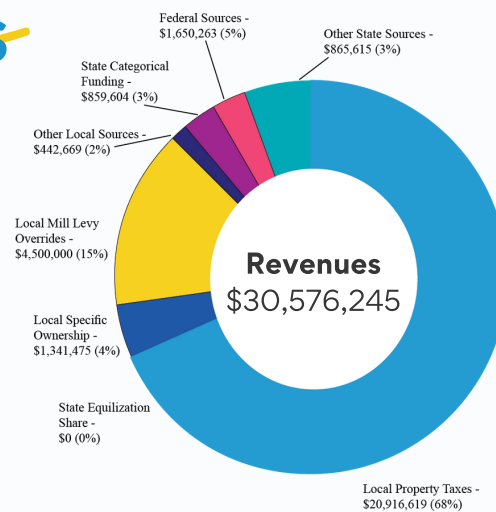
16:1 average student to teacher ratio

To view additional annual report information, please visit schoolview.org.

Re-3J Finances

In the midst of a pandemic and state budget crisis, the Re-3J community showed resounding support for the school district by passing the continuous renewal of the 2016 Mill Levy Override. These local funds contribute to district priorities and cannot be reduced by the State in any way. Specifically, MLO funds support student achievement and instructional programs, staff retention, technology initiatives, and facility maintenance/bus replacement.

District residents continue to benefit from the high assessed value of oil and gas properties. Taxpayers benefit from one of the lower mill levies in the State. The Re-3J total mills for the 2021 tax collection is 16.309. The Oil & Gas industry constitutes over 67% of total assessed valuation which means the industry contributes more than half of taxes received, resulting in comparably lower homeowner taxes. The increase in assessed value of oil and gas also helped the district curtail state budget reductions during the 2020-21 school year by "buying-out" of the Budget Stabilization factor in the state funding formula. This is a mechanism used by the state to cut funding to school districts.



District-Operated Transportation Services Provided During 2019-2020



Meals Served During 2019-2020



Meals Served During District Closure March-June 2020



Grants Received

MTSS

(Multi-Tiered System of Supports)
Personnel and systems development through professional learning across the district

EARSS

(Expelled and At-Risk Student Support Services)
Individualized support for families and students at-risk of not graduating on time

Healthy Schools

Creation of a comprehensive health and wellness plan

RISE

Creation of a lasting student-centered mental health model of learning

STOP

Further threat assessment training



DISTRICT SCHOOLS

*Enrollment based on October 1, 2020

Hoff Elementary School

Original Construction Date: 2001
225 Students (PreK-5)
Ronda Soliz, Principal
303.536.2300

Hudson Elementary School

Reconstruction Date: 2018
284 Students (PreK-5)
Greg Dent, Principal
303.536.2200

Lochbuie Elementary School

Original Construction Date: 2002
269 Students (3-5)
Ben Palmer, Principal
303.536.2400

Meadow Ridge Elementary School

Original Construction Date: 2018
399 Students (PreK-2)
Jen Forbes, Principal
303.536.2800

Weld Central Middle School

Original Construction Date: 1962
531 Students (6-8)
Justin McMillan, Principal
303.536.2700

Weld Central High School

Original Construction Date: 2007
684 Students (9-12)
Dan Kennedy, Principal
303.536.2100

Cardinal Community Academy

176 Students (K-8)
Maureen Lockett, Director
303.732.9312

